

**UNITED STATES
SECURITIES AND EXCHANGE COMMISSION**

Washington, D.C. 20549

FORM 8-K

**CURRENT REPORT
Pursuant to Section 13 or 15(d) of the
Securities Exchange Act of 1934**

Date of report (Date of earliest event reported): **March 27, 2012**

DineEquity, Inc.

(Exact Name of Registrant as Specified in Charter)

Delaware

(State or other jurisdiction
of incorporation or organization)

450 North Brand Boulevard, Glendale, California
(Address of principal executive offices)

95-3038279
(I.R.S. Employer
Identification No.)

91203-2306
(Zip Code)

(818) 240-6055

(Registrant's telephone number, including area code)

Check the appropriate box below if the Form 8-K filing is intended to simultaneously satisfy the filing obligation of the Registrant under any of the following provisions (see General Instruction A.2. below):

- Written communications pursuant to Rule 425 under the Securities Act (17 CFR 230.425)
- Soliciting material pursuant to Rule 14a-12 under the Exchange Act (17 CFR 240.14a-12)
- Pre-commencement communications pursuant to Rule 14d-2(b) under the Exchange Act (17 CFR 240.14d-2(b))
- Pre-commencement communications pursuant to Rule 13e-4(c) under the Exchange Act (17 CFR 240.13e-4(c))

Item 7.01. Regulation FD Disclosure.

Management of DineEquity, Inc. will present an overview of the Company to investors at the Barclays Capital High Yield Bond and Syndicated Loan Conference in Phoenix, Arizona on Tuesday, March 27, 2012 at approximately 8:10 AM MST (11:10 AM EDT). A copy of the investor presentation to be used at the conference is attached to this Current Report on Form 8-K as Exhibit 99.1 and is also available on the Investor Info portion of the Company's website at www.dineequity.com.

In accordance with General Instruction B.2 on Form 8-K, the information set forth in this Item 7.01 and the investor presentation attached to this report as Exhibit 99.1 is "furnished" and shall not be deemed to be "filed" for purposes of Section 18 of the Securities Exchange Act of 1934, as amended, or otherwise subject to the liabilities of that Section, nor shall such information be deemed incorporated by reference in any filing under the Securities Exchange Act of 1934, as amended, or the Securities Act of 1933, as amended.

The investor presentation attached hereto as Exhibit 99.1 contains certain statements that may be deemed to be "forward-looking statements" within the meaning of Section 27A of the Securities Act of 1933 and Section 21E of the Securities Exchange Act of 1934. You can identify these forward-looking statements by words such as "may," "will," "should," "expect," "anticipate," "believe," "estimate," "intend," "plan" and other similar expressions. These statements involve known and unknown risks, uncertainties and other factors, which may cause actual results to be materially different from those expressed or implied in such statements. These factors include, but are not limited to: the effect of general economic conditions; the Company's substantial indebtedness; risk of future impairment charges; the Company's results in any given period differing from guidance provided to the public; the highly competitive nature of the restaurant business; the Company's business strategy failing to achieve anticipated results; risks associated with the restaurant industry; shortages or interruptions in the supply or delivery of food; changing health or dietary preferences; our dependence upon our franchisees; our

engagement in business in foreign markets; harm to our brands' reputation; litigation; environmental liability; liability relating to employees; failure to comply with applicable laws and regulations; failure to effectively implement restaurant development plans; concentration of franchised restaurants in a limited number of franchisees; credit risk from IHOP franchisees operating under our previous business model; termination or non-renewal of franchise agreements; franchisees breaching their franchise agreements; insolvency proceedings involving franchisees; changes in the number and quality of franchisees; inability of franchisees to fund capital expenditures; third-party claims with respect to intellectual property assets; heavy dependence on information technology; failure to protect the integrity and security of individually identifiable information; failure to execute on a business continuity plan; inability to attract and retain talented employees; risks associated with retail brand initiatives; failure of our internal controls; and other factors discussed from time to time in the Company's Annual and Quarterly Reports on Forms 10-K and 10-Q and in the Company's other filings with the Securities and Exchange Commission. The forward-looking statements contained in Exhibit 99.1 are made as of the date of the investor presentation attached to such Exhibit 99.1, and the Company assumes no obligation to update or supplement any forward-looking statements.

Item 9.01. Financial Statements and Exhibits.

(d) Exhibits.

| <u>Exhibit Number</u> | <u>Description</u> |
|-----------------------|-----------------------|
| 99.1 | Investor Presentation |

2

SIGNATURES

Pursuant to the requirements of the Securities Exchange Act of 1934, the registrant has duly caused this report to be signed on its behalf by the undersigned thereunto duly authorized.

Date: March 27, 2012

DINEEQUITY, INC.

By: /s/ Thomas W. Emrey
Thomas W. Emrey
Chief Financial Officer

3

Great franchisees. Great brands.™

dineEquity™

**Barclays Capital High Yield Bond
and Syndicated Loan Conference
March 27, 2012**

dineEquity™

© 2012 DineEquity, Inc. All rights reserved.

Applebee's

IHOP
RESTAURANT

Forward-Looking Information

Statements contained in this presentation may constitute forward-looking statements within the meaning of the Private Securities Litigation Reform Act of 1995. You can identify these forward-looking statements by words such as "may," "will," "should," "expect," "anticipate," "believe," "estimate," "intend," "plan" and other similar expressions. These statements involve known and unknown risks, uncertainties and other factors, which may cause actual results to be materially different from those expressed or implied in such statements. These factors include, but are not limited to: the effect of general economic conditions; the Company's substantial indebtedness; risk of future impairment charges; the Company's results in any given period differing from guidance provided to the public; the highly competitive nature of the restaurant business; the Company's business strategy failing to achieve anticipated results; risks associated with the restaurant industry; shortages or interruptions in the supply or delivery of food; changing health or dietary preferences; our dependence upon our franchisees; our engagement in business in foreign markets; harm to our brands' reputation; litigation; environmental liability; liability relating to employees; failure to comply with applicable laws and regulations; failure to effectively implement restaurant development plans; concentration of Applebee's franchised restaurants in a limited number of franchisees; credit risk from IHOP franchisees operating under our previous business model; termination or non-renewal of franchise agreements; franchisees breaching their franchise agreements; insolvency proceedings involving franchisees; changes in the number and quality of franchisees; inability of franchisees to fund capital expenditures; third-party claims with respect to intellectual property assets; heavy dependence on information technology; failure to protect the integrity and security of individually identifiable information; failure to execute on a business continuity plan; inability to attract and retain talented employees; risks associated with retail brand initiatives; failure of our internal controls; and other factors discussed from time to time in the Company's Annual and Quarterly Reports on Forms 10-K and 10-Q and in the Company's other filings with the Securities and Exchange Commission. The forward-looking statements contained in this release are made as of the date hereof and the Company assumes no obligation to update or supplement any forward-looking statements.

dineEquity™

© 2012 DineEquity, Inc. All rights reserved.

Applebee's

IHOP
RESTAURANT

2

Key DineEquity Highlights

- Today, at 95% franchised, we are unique in the full-service restaurant segment
 - We have two strong brands: each # 1 in their respective categories*
- Strong management team with significant industry experience
- Leverage Shared Services to effectively manage G&A
- Business model generates strong free cash flow with substantially reduced volatility
 - Facilitates deleveraging over time

* Source: Nation's Restaurant News, "Special Report: Top 100," June 27, 2011 (Applebee's rank based on U.S. system-wide sales in the casual dining category; IHOP rank based on U.S. system-wide sales in the family dining category)

dineEquity™

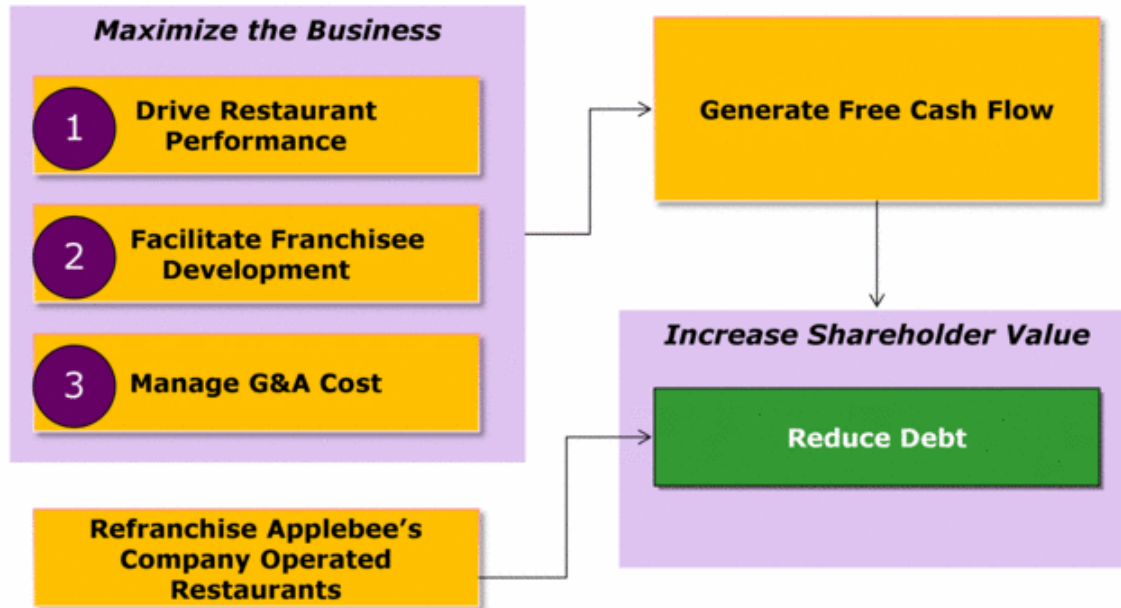
© 2012 DineEquity, Inc. All rights reserved.

Applebee's

IHOP
RESTAURANT

3

DineEquity Value Creation Framework: We Are Focused on Strong Brands and Reducing Debt



1 2 3 The DineEquity story is robust free cash flow

dineEquity™

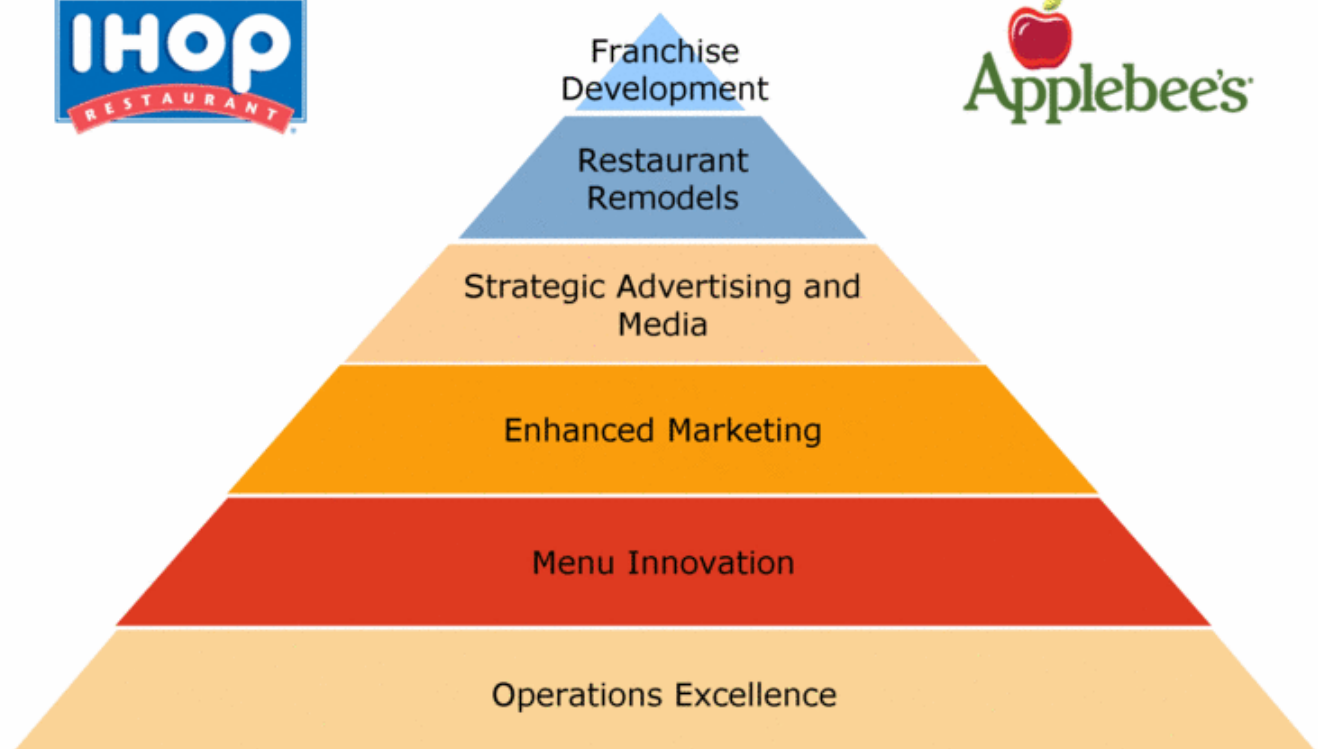
© 2012 DineEquity, Inc. All rights reserved.

Applebee's

IHOP
RESTAURANT

4

1 Drive Restaurant Performance Fundamental Approach to Brand Management



dineEquity™

© 2012 DineEquity, Inc. All rights reserved.

Applebee's

IHOP
RESTAURANT

5

Drive Restaurant Performance Applebee's – Brand Highlights

Operations Excellence

- Improve company-operated restaurant operating margins
- Working with franchisees on continuous improvement

Marketing

- Emphasis on promoting unique products and value offerings
- Strategies for each day part

Advertising and Media

- Developing important new communications program

Menu

- Intense focus on creating current 18-month pipeline of new menu items
- Frequent new menu roll-outs creating better food perception among guests
- Since December 2007, 90% of the menu has been upgraded or replaced

Remodel

- New remodel package with 2014 completion goal
- Strong initial impact to date with program ahead of schedule
- 583 restaurants have the new look to date, with an expectation of 50% of the system revitalized by the end of the year

Development

- Applebee's franchisees expected to develop between 30 and 40 new restaurants in 2012. Approximately half are projected to be opened in the U.S.

Market Share Leader in Casual Dining

dineEquity™

© 2012 DineEquity, Inc. All rights reserved.

Applebee's

IHOP
RESTAURANT

1 Drive Restaurant Performance
Applebee's – Menu Innovation

Give Neighborhoods Reasons to Come Every Day!

Healthy Halo




Roasted Garlic Sirloin

Fresh And Seasonal



Lemon Shrimp Fettuccine



SKINNY Bee MARGARITA

Bar Meets Grill



Brew Pub Pretzels

Every Day Value

Applebee's
2 FOR \$20

Applebee's
PICK 'N PAIR

**1/2 PRICE
LATE NIGHT
appetizers**



Double Barrel Whiskey Sirloin



© 2012 DineEquity, Inc. All rights reserved.



1 Drive Restaurant Performance
Applebee's Remodel Program



© 2012 DineEquity, Inc. All rights reserved.



1

Drive Restaurant Performance

IHOP – Powerful, Iconic Brand within Family Dining

Operations Excellence

- Plan for Success initiative, aimed at improving restaurant operations, enhancing menu offerings, and driving traffic
- Service as “Good as our Pancakes” culture

Marketing

- Promotional platform using featured menu items for longer periods of time

Advertising and Media

- Focusing on redefining the breakfast experience and evolving our ad campaign accordingly
- Expanding reach with social media

Menu

- Unique, cravable and differentiated food
- New, contemporary menu design

Remodel

- Reimagined the system in five years (2005 - 2009)
- Next generation in progress

Development

- We have a pipeline of 299 additional new restaurants committed, optioned or pending
- Growing international development

Market Share Leader in Family Dining

dineEquity™

© 2012 DineEquity, Inc. All rights reserved.

Applebee's

IHOP
RESTAURANT

9

1

Drive Restaurant Performance

Menu Innovation & Simplification

IHOP
RESTAURANT

Accelerating The Culinary Pipeline

Competitively Advantaged
Core Equity
Items



Enhanced
Value



Branded
Signature
Items



Health
& Wellness



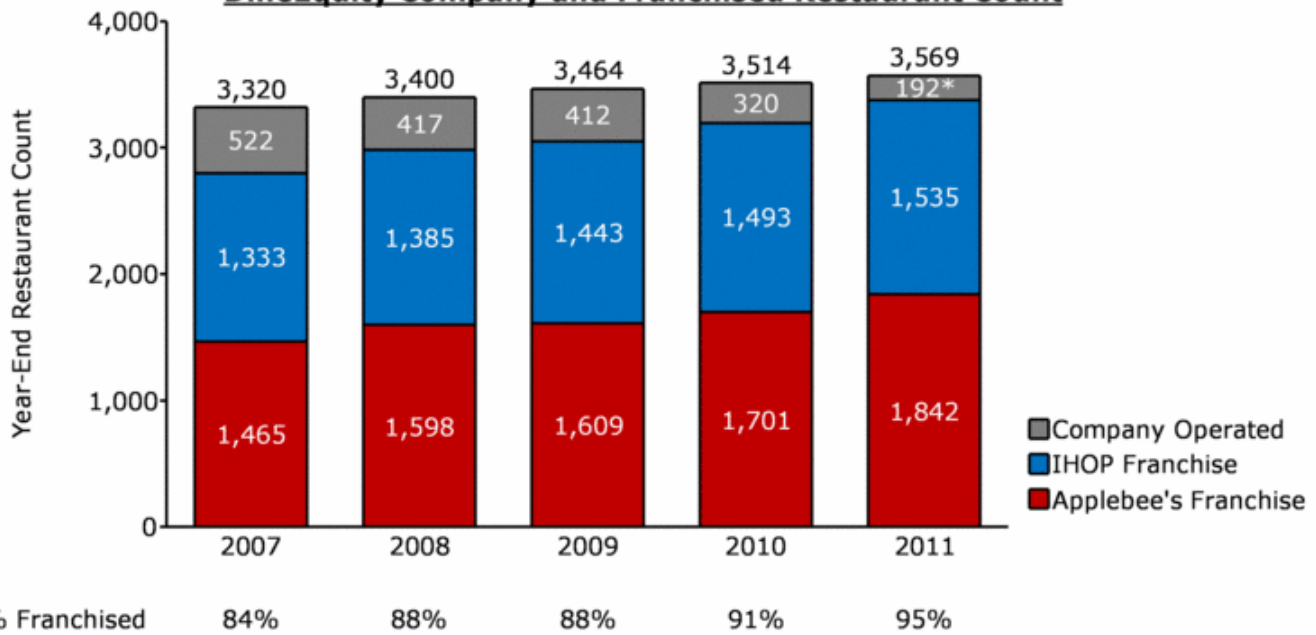
dineEquity™

© 2012 DineEquity, Inc. All rights reserved.

Applebee's

IHOP
RESTAURANT

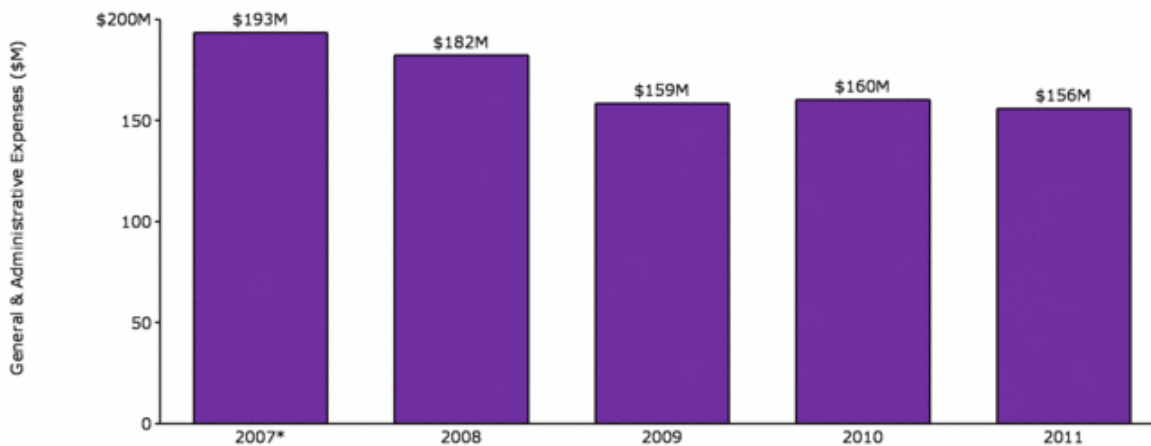
10

DineEquity Company and Franchised Restaurant Count

**IHOP Restaurant Base Has Grown by 15% Annually Since 2007;
In that same time, Applebee's has refranchised 330 restaurants**

* Note = 17 Applebee's company-operated restaurants in the Mid-South Region were refranchised in January 2012

Source = Company 10-K Filings

G&A Expenses, 2007-2011 (\$M)

Leveraging shared services model and refranchising to manage costs

*Comprised of actual IHOP G&A expense plus pro forma Applebee's G&A expense as disclosed in the Company's 2007 Form 10-K, less certain one-time costs primarily related to additional stock-based compensation triggered by the Applebee's acquisition and severance costs for employees terminated in connection with the acquisition as well as costs related to the exploration of strategic alternatives for enhancing Applebee's shareholder value.

Source: Company 10-K Filings

dineEquity™

© 2012 DineEquity, Inc. All rights reserved.

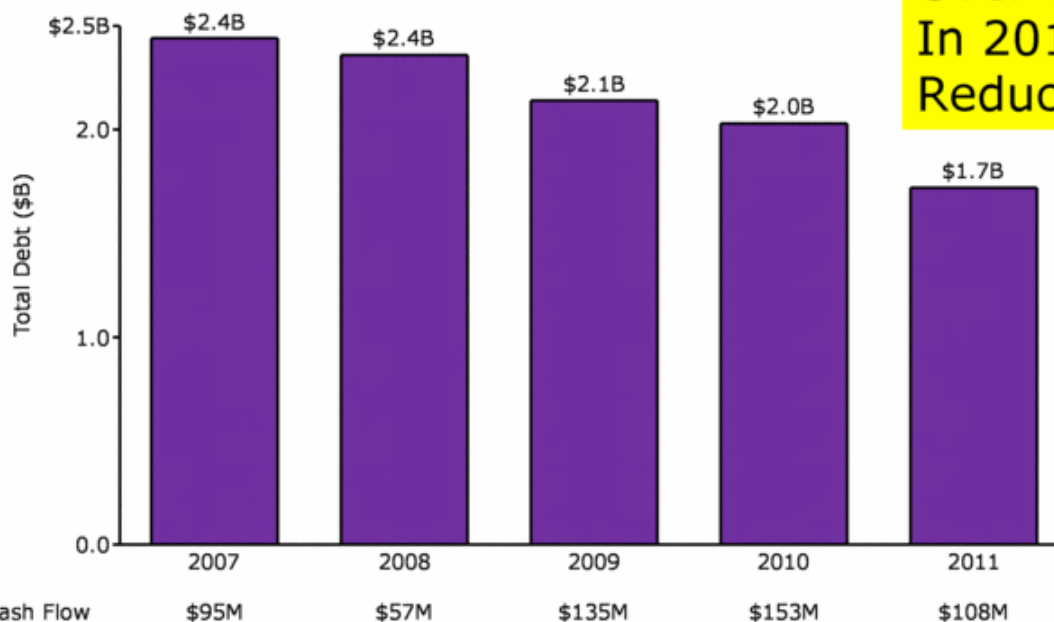
Applebee's

IHOP
RESTAURANT

12

The Result:

Since the Acquisition, Total Debt Reduced by ~\$700M

Total Debt, 2007-2011 (\$M)

**Over \$300MM
In 2011 Debt
Reduction**

Source: Company 10-K Filings

dineEquity™

© 2012 DineEquity, Inc. All rights reserved.

Applebee's

IHOP
RESTAURANT

13

Practical Benefit of Highly Franchised Business Model: Low Volatility

- At high levels of refranchising, variations in same restaurant sales and margin have a comparatively minor impact on the bottom line
- Mitigates the pressures from commodity inflation
- When refranchising is complete, Company operations will be largely immaterial

2012 Guidance

Operating Variables

- **Same Restaurant Sales**
 - Applebee's 0.5% to 2.5%
 - IHOP -1.5% to 1.5%
- **Development**
 - Applebee's 30 to 40
 - IHOP 45 to 55
- **Company Margin**
 - Applebee's 15.0% to 15.5%
- **G&A** \$155M to \$158M

Cash Flow

- **Cash from Operations** \$110M to \$122M
- **Long-term Receivables** ~\$13M
- **Capital Expenditures** \$18M to \$20M
- **Free Cash Flow** \$103M to \$117M



Pay down Debt

Conclusion

- DineEquity's unique business model combines:
 - Leading brands - #1 in their respective categories*
 - Strong free cash flow
 - Less volatility

*Source: Nation's Restaurant News, "Special Report: Top 100," June 27, 2011 (Applebee's rank based on U.S. system-wide sales in the casual dining category; IHOP rank based on U.S. system-wide sales in the family dining category)

dineEquity™

© 2012 DineEquity, Inc. All rights reserved.

Applebee's

IHOP
RESTAURANT

16